




My Activity Booklet

Name:

Teddy Bears' Picnic Counting to 20

The teddy bears are having a picnic. How many cookies does each teddy bear have? Count them carefully and write the answer in the box.



I have cookies.

I have cookies.

I have cookies.

I have cookies.


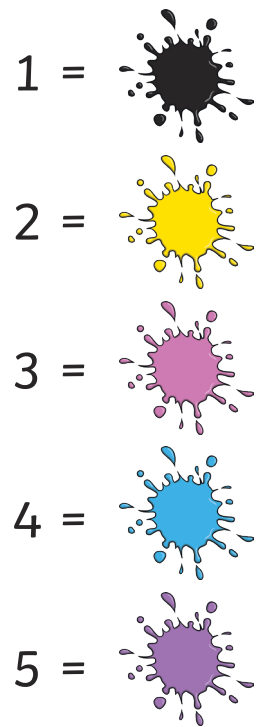

These teddy bears are asking for some cookies. Can you draw the correct number of cookies for each teddy bear?

I would like 15 cookies.

I would like 20 cookies.





Minibeast Colour by Number

Match the colours to the numbers.




How Much Do the Ice Creams Cost?


How much does each ice cream cost? Look at the coins and write the total amount in the circle.



Caterpillar Odd and Even Numbers




Even numbers end in 0, 2, 4, 6 or 8.



Odd numbers end in 1, 3, 5, 7 or 9.

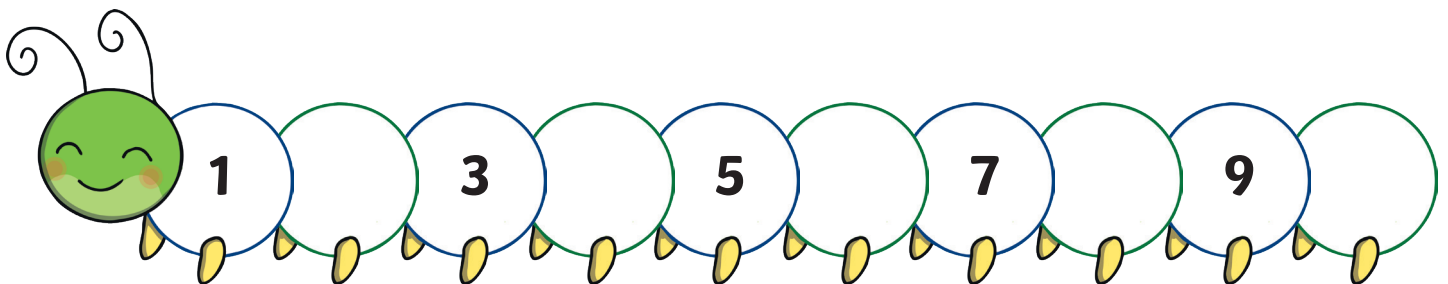
On this caterpillar, colour the even numbers **green** and the odd numbers **blue**.




Would 11 be an odd or even number? _____

Would 20 be an odd or even number? _____

On this caterpillar, fill in the **even** numbers.
















On this caterpillar, fill in the **odd** numbers.




Bees in the Garden Halving Activity

The queen bee needs to share the bees out fairly so that each flower has half the number of bees from the hive.


Can you help the queen bee put half of the bees on to each flower? Draw the bees on the flowers.




Ladybird Doubles



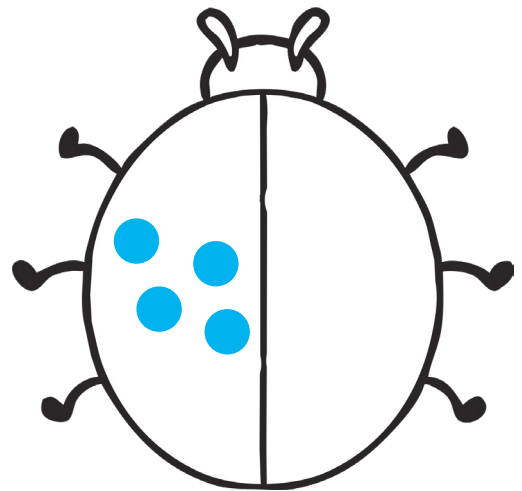
Double 1 is _____




Double 2 is _____



Double 3 is _____



Double 4 is _____







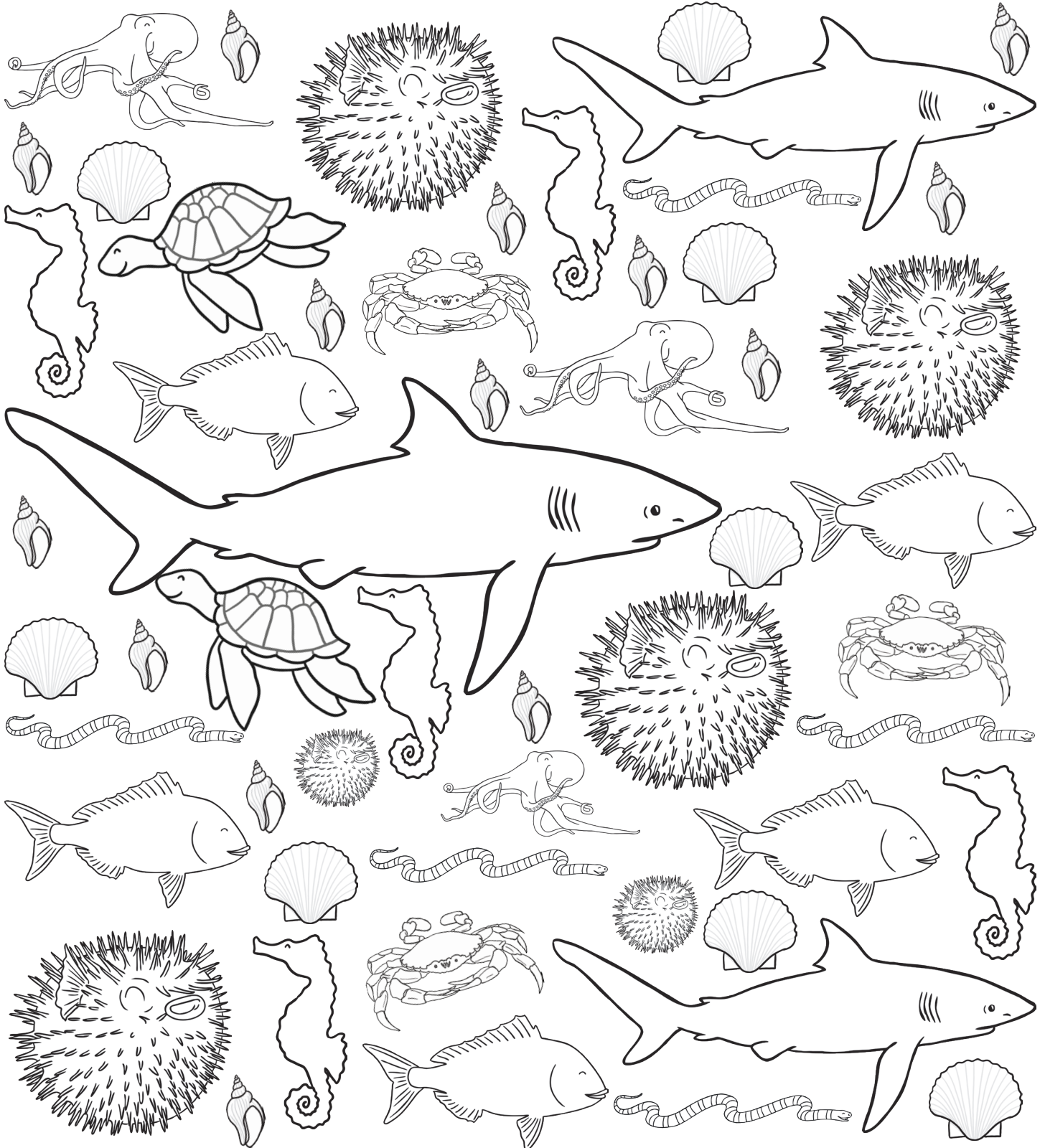
Double 5 is _____

Find, Colour and Count

Search for the sea creatures, then colour and count them!

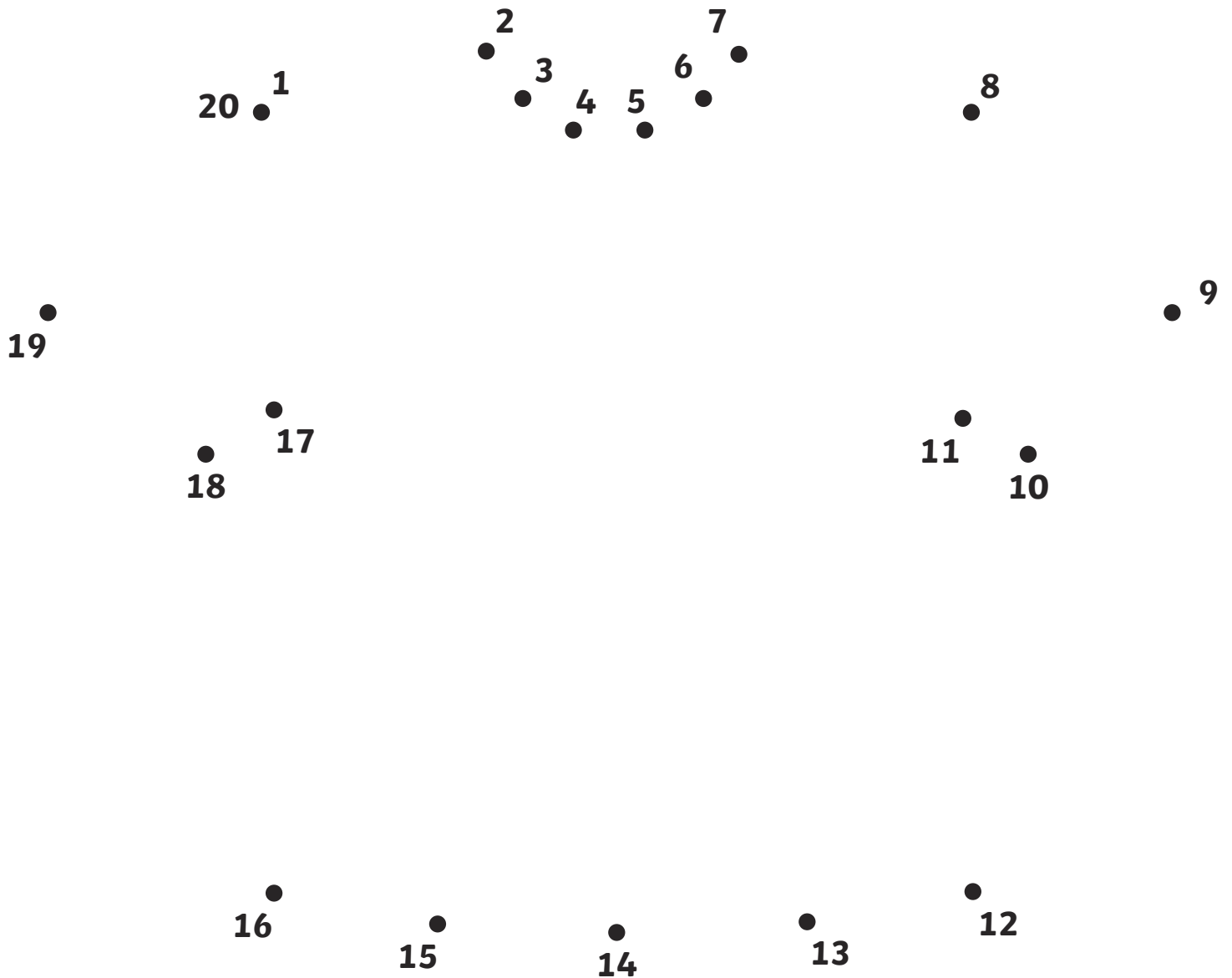
Put your totals in boxes below.

							
----------------------------------------------------------------------------------	--	-----------------------------------------------------------------------------------	--	-----------------------------------------------------------------------------------	--	-------------------------------------------------------------------------------------	--



Connect the Dots with Numbers 1-20

Join the dots to reveal the full picture!



Seaside Missing Sounds

Look at these seaside pictures and write the missing sounds to complete the words.

nd

st

cl


fl

sp


cr




_____arfish



sa _____



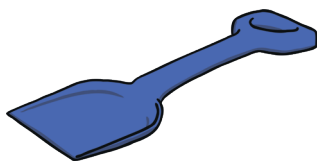
_____ab



_____ag





_____oud







_____ade


At the Seaside Writing Activity


Write a sentence about each of the seaside pictures.
Use the boxes at the top to help you.


rock pool  bucket 

 shell  starfish


beach  beach ball 

 sound it out

 finger spaces

 full stop






Pirate Parrot Tricky Word Colouring

Carefully, read the tricky words. Then, colour the picture using the clues.

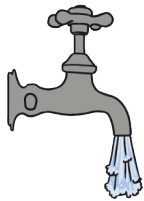
he = red she = blue we = yellow me = green be = orange
 you = black are = purple her = pink was = brown all = grey
 they = dark green my = dark blue



Garden Missing Sounds

Can you fill in the missing sounds to complete the words, using the letter combinations below?

p b h d a t n r g m c



_ap



_nt



_in



_ad



_ot



_et



_ock



_ug



_og



_ud



_ull



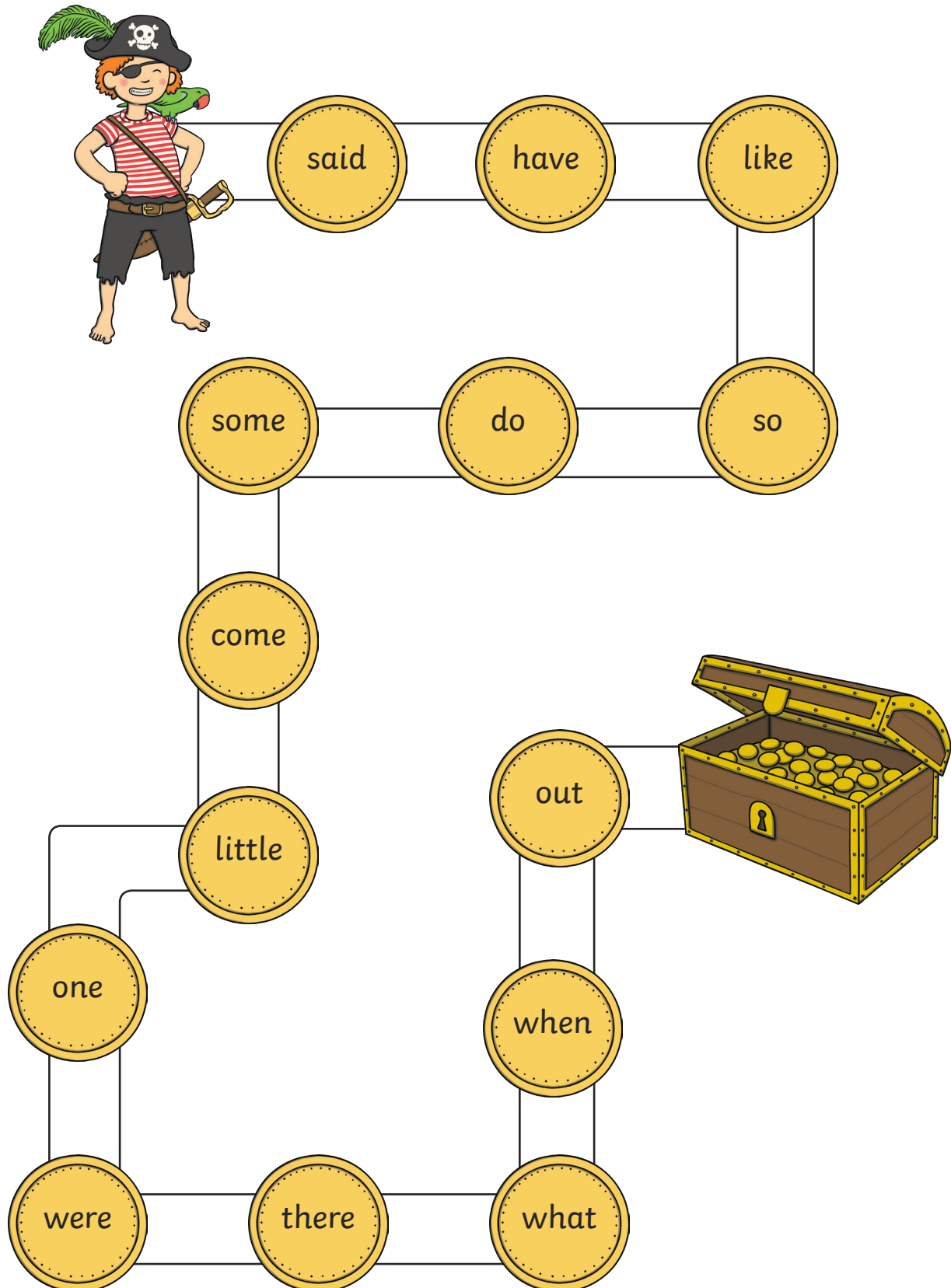
_uck



_at

Pirate Treasure Tricky Word Reading

Help the pirate captain find the treasure by following the trail of coins. Read the words on the coins as you find them.



Minibeasts Writing Activity

What can you see in the minibeast picture? Can you write a sentence about the picture? Use the boxes at the top to help you.

hive



worm



butterfly




beetle



dragonfly



caterpillar



sound it out



finger spaces



full stop





Connect the Dots

Pencil Control Patterns


Carefully trace over the patterns to connect the dots on the pictures. Can you finish each pattern?

At the Seaside Pattern Tracing Activity




Teddy Bear

Pencil Control Pattern Activity



Design a Superhero

Give them a name, a costume and some super powers!



Design Your Own Sea Creature

Using the given part of a real sea creature below, create your own fantasy one by using different parts of other creatures!

