


Roman Numerals

Maths worksheets from mathsphere.co.uk



We didn't use numbers like you when counting and doing maths. We used capital letters, which made it much harder!



The Romans used these capital letters:

I

1

V

5

X

10

L

50

C

100

D

500

M

1000

These letters were put together to form all the numbers, like this:

$I = 1$

$II = 2$

$III = 3$

$IV = 4$

$V = 5$

$VI = 6$

$VII = 7$

$VIII = 8$

$IX = 9$



There are two rules you need to know:

1. put a letter after a larger one means you add it.

2. put a letter before a larger one means you take it away.

So **XI** is $10 + 1 = 11$ and **IX** is $10 - 1 = 9$

CX is $100 + 10 = 110$ and **XC** is $100 - 10 = 90$

Work out what numbers these Roman numerals represent:

1. VIII =

2. IV =

3. XII =

4. XV =

5. LX =

6. XL =

7. XIV =

8. XVII =

Write these numbers in Roman numerals:

9. 13 =

10. 22 =

11. 30 =

12. 49 =

13. 25 =

14. 101 =


15. 99 =

16. 90 =

Roman Numerals
Maths worksheets from mathsphere.co.uk



Remember, the Romans used letters for their numbers. Here are the letters they used.



The Romans used these capital letters:

I
1

V
5

X
10

L
50

C
100

D
500

M
1000

Try writing the numbers from 10 to 20 using Roman numerals.

10

11

13

14

15

16

17

18

19

20

Try writing these Roman numerals as numbers.

XXXI

XVI

XX

XLVII

XXXV

XXVIII

XXXIX

XLI



Now try these harder Roman numerals.

1: CLXI

2: CCIII


3: CCCXLV

4: CD

Roman Numerals
Maths worksheets from mathsphere.co.uk



Just a reminder of the letters us
Romans used for counting and adding
etc.



The Romans used these capital letters:

I

1

V

5

X

10

L

50

C

100

D

500

M

1000

Try counting up in hundreds, using Roman numerals.

100	<input type="text"/>	200	<input type="text"/>	300	<input type="text"/>	400	<input type="text"/>	500	<input type="text"/>
600	<input type="text"/>	700	<input type="text"/>	800	<input type="text"/>	900	<input type="text"/>	1000	<input type="text"/>

Try writing these Roman numerals as numbers.

CC1	<input type="text"/>	CCCX	<input type="text"/>	CDXX	<input type="text"/>	DL	<input type="text"/>
DXCIX	<input type="text"/>	DCIX	<input type="text"/>	DCCL	<input type="text"/>	DCCCI	<input type="text"/>




Now try some really tricky
Roman numerals.

1. LXIX	<input type="text"/>	2. DXLIX	<input type="text"/>	3. DCCCXV	<input type="text"/>	4. DCCCLXXXVIII	<input type="text"/>
---------	----------------------	----------	----------------------	-----------	----------------------	-----------------	----------------------

Roman Numerals
Maths worksheets from mathsphere.co.uk



Let's have a look at how years are written using Roman numerals.



The Romans used these capital letters:

I

1

V

5

X

10

L

50

C

100

D

500

M

1000

Try writing these years using, using Roman numerals.

1960

1870

2013

1066

1666

2020



Now try to write these years in numbers:

MMXV

MDLXVI

MM

MDCCCL

MCMXC

MCDL